



BIKANER TECHNICAL UNIVERSITY

BTU ERP Student Guide

HOW TO FILL FORM

<https://btuexam.com>

Version 0.1

Registration / पंजीकरण

Click here to Registration /
पंजीकरण के लिए यहां क्लिक करें

The screenshot displays the homepage of Bikaner Technical University. At the top left is the university's logo, followed by the name 'बीकानेर तकनीकी विश्वविद्यालय' and 'BIKANER TECHNICAL UNIVERSITY'. On the top right, there are three buttons: 'ABC ID', 'Helpline', and 'Login'. Below the header is a large white box with a blue border containing the text '* Form Available Soon...'. Underneath this is a red text line: 'BTU HELPLINE : helpdesk@btuexam.com'. The main content area is divided into two columns. The left column, titled 'Notification', contains two identical entries: a green icon, the text 'Form Available Soon...', and a red 'NEW' badge. The right column, titled 'Student Panel / विद्यार्थी नामिका', contains three buttons: 'University / College / Student Login', 'Student Registration' (which is highlighted with a blue arrow from the external text box), and 'Exam Time Table'.

Search Your Details

Enter your enrol. no.

STUDENT REGISTRATION / विद्यार्थी पंजीकरण

ENTER YOUR ENROLMENT NUMBER

Enter Your Enrolment Number

CSM30P031

Search

Select Your Mobile No. / अपना मोबाइल नंबर चुनें

Select	Name	Father Name	Mother Name	Mobile
<input checked="" type="radio"/>	DEW*NSH*BHO*AK	LAL*T K*MAR*BHO*AK	RA*JU*BH*JAK	XXXXXX7668

MOBILE VERIFY

SEND OTP / ओटीपी भेजें

Important Information

यदि, XXXXX87668 आपका नंबर नहीं है, फिर कॉलेज को परिवर्तन अनुरोध भेजने के लिए नीचे दिए गए बटन पर क्लिक करें |

If, XXXXX87668 is not your number, Then click on below button to send change request to college.

Send Change Request / परिवर्तन अनुरोध भेजें

Submit / जमा करें

OTP verification

Select your number and send otp /
अपना नंबर चुनें और ओटीपी भेजें

STUDENT REGISTRATION / विद्यार्थी पंजीकरण

ENTER YOUR ENROLMENT NUMBER

Enter Your Enrolment Number

SCSM30P031

Search

Select Your Mobile No. / अपना मोबाइल नंबर चुनें

Select	Name	Father Name	Mother Name	Mobile
<input checked="" type="radio"/>	DEW*NSH*BHO*AK	LAL*T K*MAH*BHO*AK	RA*JU*BH*JAK	XXXXXX7668

MOBILE VERIFY

Time Remaining: 01:28

Didn't receive OTP? / क्या ओटीपी नहीं मिला?

RESEND OTP / ओटीपी पुनः भेजे

Enter OTP / ओटीपी दर्ज करें

VERIFY OTP / ओटीपी सत्यापित करें

Important Information

यदि, XXXXX87668 आपका नंबर नहीं है, फिर कॉलेज को परिवर्तन अनुरोध भेजने के लिए नीचे दिए गए बटन पर क्लिक करें।
If, XXXXX87668 is not your number, Then click on below button to send change request to college.

Send Change Request / परिवर्तन अनुरोध भेजें

Submit / जमा करें

OTP verification

Verify OTP / ओटीपी सत्यापित करें

STUDENT REGISTRATION / विद्यार्थी पंजीकरण

ENTER YOUR ENROLMENT NUMBER

Enrolment Number

CSM30P031

Search

Select Your Mobile No. / अपना मोबाइल नंबर चुनें

Select	Name	Father Name	Mother Name	Mobile
<input checked="" type="radio"/>	DEW*NSH*BHO*AK	LAL*T K*MAR*BHO*AK	RA*JU*BH*JAK	XXXXXX7668

MOBILE VERIFY

Time Remaining: 01:20

Didn't receive OTP? / क्या ओटीपी नहीं मिला?

RESEND OTP / ओटीपी पुनः भेजें

Enter OTP / ओटीपी दर्ज करें

7

9

2

9

VERIFY OTP / ओटीपी सत्यापित करें

Important Information

यदि, XXXXXX87668 आपका नंबर नहीं है, फिर एनरोलमेंट को परिवर्तन अनुरोध भेजने के लिए नीचे दिए गए बटन पर क्लिक करें।
If, XXXXXX87668 is not your number, Then click on below button to send change request to college.

Send Change Request / परिवर्तन अनुरोध भेजें

Submit / जमा करें

Create Password

Create Password / पासवर्ड बनाएं

RESEND OTP / ओटीपी पुनः भेजें

Enter OTP / ओटीपी दर्ज करें

7929

VERIFY OTP / ओटीपी सत्यापित करें

Important Information

यदि, XXXXX87668 आपका नंबर नहीं है, फिर कॉलेज को परिवर्तन अनुरोध भेजने के लिए नीचे दिए गए बटन पर क्लिक करें |
If, XXXXX87668 is not your number, Then click on below button to send change request to college.

Send Change Request / परिवर्तन अनुरोध भेजें

STEP: 4 - CREATE YOUR PASSWORD / चरण: 4 - अपना पासवर्ड बनाएं

Create Password / पासवर्ड बनाएं *

Create your password

Confirm Password / पासवर्ड की पुष्टि कीजिये *

Confirm password

INSTRUCTIONS TO CREATE STRONG PASSWORD / मजबूत पासवर्ड बनाने के निर्देश

1. Includes at least 6 characters / कम से कम 6 अक्षर शामिल हैं
2. Includes number / संख्या शामिल है
3. Includes lowercase letter / लोअरकेस अक्षर शामिल हैं
4. Includes uppercase letter / अपरकेस अक्षर शामिल हैं
5. Includes special symbol / विशेष प्रतीक शामिल है

Submit / जमा करें

Registration Done (Username created, copy it)

STUDENT REGISTRATION / विद्यार्थी पंजीकरण

MOBILE VERIFY

Time Remaining: 01:12

Enter OTP /

1 Important

यदि, XX
If, XX

STEP: 4 - CREATE YOUR PASSWORD / चरण: 4 - अपना पासवर्ड बनाएं

Create Password / पासवर्ड बनाएं *

INSTRUCTIONS TO CREATE STRONG PASSWORD / मजबूत पासवर्ड बनाने के नि

1. Includes at least 6 characters / कम से कम 6 अक्षर शामिल हैं
2. Includes number / संख्या शामिल है
3. Includes lowercase letter / लोअरकेस अक्षर शामिल है
4. Includes uppercase letter / अपरकेस अक्षर शामिल है
5. Includes special symbol / विशेष प्रतीक शामिल है

Submit / जमा करें

YOUR USERNAME

Great! 🎉 Successfully Registered
सफलतापूर्वक पंजीकृत

Your Login Username is:
आपका लॉगिन उपयोगकर्ता नाम है:

BTUS200347 ✓

Please note down your Username.
कृपया अपना उपयोगकर्ता नाम नोट कर लें।

Step 1 Completed, Click below "LOGIN" button to login and proceed to next steps
चरण 1 पूरा हो गया है, लॉगिन करने के लिए नीचे दिए गए "लॉगिन" बटन पर क्लिक करें और अगले चरणों पर आगे बढ़ें


Login

Login


Copy Username /
उपयोक्तानाम कॉपी करें

Login


Login




बीकानेर तकनीकी विश्वविद्यालय
BIKANER TECHNICAL UNIVERSITY



ABC ID



Helpline



Login

Important Instructions

1. Enter your valid username and password
2. Please check the website url :- <https://btuexam.com>

**UNIVERSITY / COLLEGE /
STUDENT LOGIN**

USERNAME *

[Forgot your username?](#)

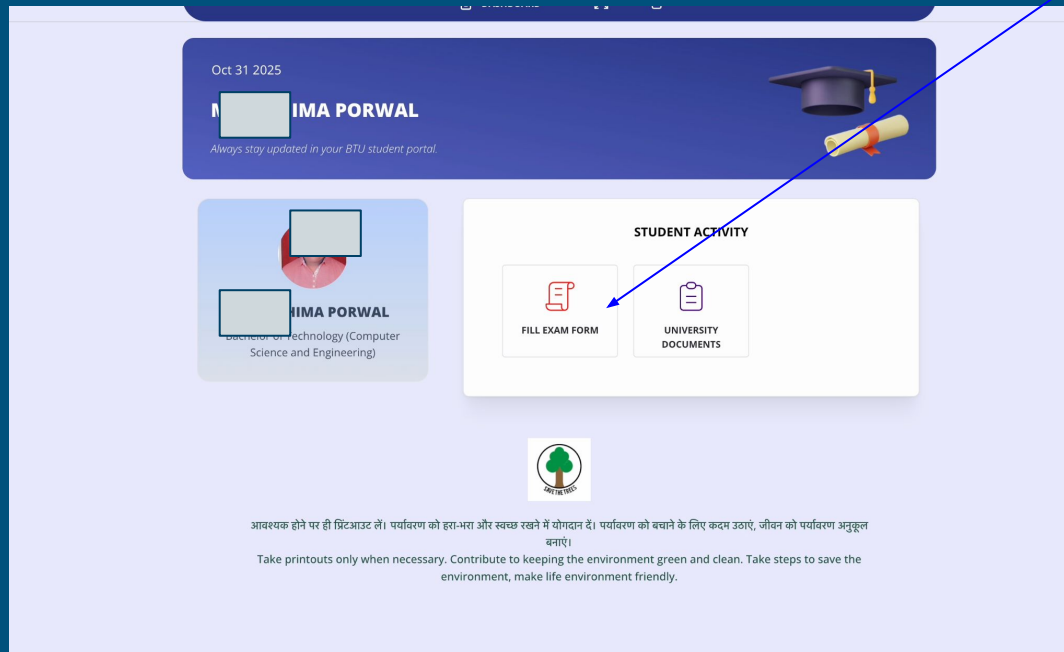
PASSWORD *

[Forgot your password?](#)

LOGIN

Student Dashboard

Fill Form



Fill Form

Fill Form

The screenshot displays a web application interface for filling an examination form. At the top, a dark blue navigation bar contains a home icon, the text 'DASHBOARD', a full-screen icon, and a share icon. Below this, a light yellow box titled 'Fill Examination Form' contains a table with the following data:

MAIN	B.TECH. (COMPUTER SCIENCE AND ENGINEERING) SEM-V NEW-SCHEME MAIN DEC.-2025	FORM FILL	PRINT	CHECK PAYMENT
------	--	---------------------------	-----------------------	-------------------------------

A blue callout box with the text 'Fill Form' is positioned in the top right corner, with a line pointing to the 'FORM FILL' button in the table.

Step - 1 - Instruction

B.Tech. (Computer Science and Engineering) SEM-V NEW-SCHEME MAIN DEC.-2025

College : Aryabhat

Technology (Computer Science and Engineering)

Session Code: DEC - 2025

1

Instruction

2

Personal

3

Exam Form

4

Preview

5

Payment

Before proceed to fill the form, please read the below Instructions carefully

फॉर्म भरने से पहले कृपया नीचे दिए गए निर्देशों को ध्यान से पढ़ें

Instructions / निर्देश

1. कृपया आवेदन पत्र भरने से पूर्व दिशा निर्देश, Notification, Fees schedule , College List एवं University website का अवलोकन करें |
2. Application process will be regarded as complete only when the payment has been received by the University
आवेदन प्रक्रिया तभी पूरी मानी जाएगी जब विश्वविद्यालय द्वारा भुगतान प्राप्त हो जाएगा |
3. The filled exam form will be considered only if the concerned college forwards it to the university along with the prescribed fee.

Next



Step - 2 - Check Details

Verify

B.Tech. (Computer Science and Engineering) SEM-V NEW-SCHEME MAIN DEC.-2025

College : Aryabhata College Of Engineering (Computer Science and Engineering) Session Code: DEC - 2025

1 Instruction 2 Personal 3 Exam Form 4 Preview 5 Payment

COLLEGE NAME
Aryabhata College Of Engineering And Research Centre, Ajmer -

COURSE NAME
Bachelor of Technology (Computer Science and Engineering)

ENROLMENT NO. 23E1AJC
ROLL NO. 23EA
NAME MS.MAHIMA P
FATHER NAME SUREND
MOTHER NAME PRABHA
Gender FEMALE

Date of Birth 2007-01-08
Mobile No.
Email Id rabha@gmail.com
Category SC

NAME IN HINDI * मा पोखल
ABC ID / APAR ID * 123456789012


Back Save & Next

Step - 3 (subject selection)

S.No	Category	Course Title	Type	Code	
THEORY					
DC					
<input checked="" type="checkbox"/>	1	DC	Operating Systems	T	SCS4-01
<input checked="" type="checkbox"/>	2	DC	Computer Organization and Architecture	T	SCS4-02
<input checked="" type="checkbox"/>	3	DC	Computer Networks	T	SCS4-03
<input checked="" type="checkbox"/>	4	DC	Cloud Computing and DevOps Tools	T	SCS4-04
<input checked="" type="checkbox"/>	5	DC	Machine Learning	T	SCS4-05
DE-I					
<input type="checkbox"/>	6	DE-I	Human Computer Interaction	T	SCS5-11
<input checked="" type="checkbox"/>	7	DE-I	Introduction to Data Science	T	SCS5-12
<input type="checkbox"/>	8	DE-I	Distributed System	T	SCS5-13
DE-II					
<input type="checkbox"/>	9	DE-II	Augmented Reality and Virtual Reality	T	SCS5-14
<input checked="" type="checkbox"/>	10	DE-II	Introduction to Blockchain	T	SCS5-15
<input type="checkbox"/>	11	DE-II	Data Mining and Warehousing	T	SCS5-16
PRACTICAL & SESSIONAL					
DC					
<input checked="" type="checkbox"/>	1	DC	Computer Network Lab	P	SCS4-21
<input checked="" type="checkbox"/>	2	DC	Mobile Application Development Lab	P	SCS4-22
<input checked="" type="checkbox"/>	3	DC	Machine Learning Lab	P	SCS4-23
UI					
<input checked="" type="checkbox"/>	4	UI	Industrial Training	P	SCS7-30
CCA					
<input checked="" type="checkbox"/>	5	CCA	SODECA/Co-Curricular Activity	P	SCS8-00

[Back](#) [Save & Next](#)

Step - 4 (form preview)

**BIKANER TECHNICAL UNIVERSITY**

THIS IS A FORM PREVIEW ONLY / यह केवल प्रपत्र पूर्ववलोकन है

EXAMINATION APPLICATION FORM
ODD / EVEN SEM. REGULAR - SESSION 2025-2026

Type of Programme	UG	
Name of Course/Branch	Bach	Science and Engineering)
Name of Exam	B.Tec	Engineering)
Session Code	SEM-A	25
Name of College/Institute	DEC	
ABC ID	Aryab	And Research Centre, Ajmer
Enrollment(No)	12345	
Roll No	23E1	
Username	23EA	
Form No	BTUS	
	2500	

PERSONAL (DETAILS)

1. Full Name of the Applicant	MS.MAH	
2. Father's /Husband's Full Name	SUREND	
3. Mother's Full Name	PRABHA PORWAL	
4. E-mail ID	P	5. Contact No
6. Date of Birth	0	7. Applicant Gender
8. Category	SC	9. Differently Abled/Divyang
		NA

ENTRY	CATEGORY	CODE	COURSE TITLE	TYPE
REGULAR	DC	5CS4-01	Operating Systems	T
REGULAR	DC	5CS4-02	Computer Organization and Architecture	T
REGULAR	DC	5CS4-03	Computer Networks	T
REGULAR	DC	5CS4-04	Cloud Computing and DevOps Tools	T
REGULAR	DC	5CS4-05	Machine Learning	T
REGULAR	DE-I	5CS5-12	Introduction to Data Science	T
REGULAR	DE-II	5CS5-15	Introduction to Blockchain	T
REGULAR	DC	5CS4-21	Computer Network Lab	P
REGULAR	DC	5CS4-22	Mobile Application Development Lab	P
REGULAR	DC	5CS4-23	Machine Learning Lab	P
REGULAR	UI	5CS7-30	Industrial Training	P
REGULAR	CCA	5CS8-00	SODECA/Co-Curricular Activity	P

Print Date : 31 Oct 2025, 10:07:19 am

Back

Save & Next

Step - 5 (payment)

B.Tech. (Computer Science and Engineering) SEM-V NEW-SCHEME MAIN DEC.-2025

College : Arya

Course : Bachelor of Technology (Computer Science and Engineering)

Session Code: DEC - 2025

✓ Personal

✓ Exam Form

✓ Preview

Exam Fee	₹ 2200
Late Fee	₹ 0

TOTAL FEES ₹ 2200

Pay

Back

Step - 6 (download form, after success payment)

B.Tech. (Computer Science and Engineering) SEM-V NEW-SCHEME MAIN DEC.-2025


College : Aryabha Course : Bachelor of Technology (Computer Science and Engineering) Session Code: DEC - 2025

Information
Candidates must ensure that their exam forms are forwarded to the university by the concerned college on time.

✓

Submitted and Payment Done Successfully

[Download Form](#) [Download Payment Receipt](#)

**बीकानेर तकनीकी विश्वविद्यालय**
BIKANER TECHNICAL UNIVERSITY
EXAMINATION APPLICATION FORM
ODD / EVEN SEM. REGULAR - SESSION 2025-2026

Type of Programme	UG	
Name of Course/Branch	B.Tech. (Computer Science and Engineering)	
Name of Exam	SEM-V NEW-SCHEME MAIN DEC.-2025	
Session Code	DEC-2025	
Name of College/Institute	Aryabhat	
ABC ID		
Enrollment(No)		
Roll No		
Username		
Form No		

PERSONAL (DETAILS)

1. Full Name of the ApplicantMS. MAHIMA PORWAL / महुषिमा पोरवाल